



SLOTTED FLAT HEAD WOOD SCREWS

FEATURES:

- Self-centering and easy driving
- Special chromate plating for superior corrosion resistance
- Designed for fast, easy installation to save time, money and labor

P/N 7717



1325

 6 x 1/2 P/N 7509	 7 x 3/4 P/N 7519	 8 x 3/4 P/N 7527	 10 x 3/4 P/N 7537	 12 x 3/4 P/N 7549	 12 x 1-1/2 P/N 7552
 6 x 5/8 P/N 7510	 7 x 1 P/N 7520	 8 x 1 P/N 7529	 10 x 1 P/N 7539	 12 x 1 P/N 7550	 14 x 1-1/4 P/N 7560
 6 x 3/4 P/N 7511	 7 x 1-1/4 P/N 7521	 8 x 1-1/4 P/N 7530	 10 x 1-1/4 P/N 7540	 12 x 1-1/4 P/N 7551	 14 x 1-1/2 P/N 7561
 6 x 1 P/N 7512	 8 x 5/8 P/N 7526	 10 x 1/2 P/N 7575	 10 x 1-1/2 P/N 7541	 14 x 1 P/N 7559	 14 x 2 P/N 7563

A18-1

TRAY FRONT



























CIC 200™ SUR-FAST FLAT HEAD PHILLIPS WOOD SCREW ASSORTMENT

P/N 7782

FEATURES:

- Dual thread and self-centering design provides super fast starting and driving
- Hardened high strength steel, chromate plated and waxed for durability and easy driving

1390

 6 x 1/2 P/N 7204	 7 x 5/8 P/N 7209	 8 x 3/4 P/N 7218	 9 x 3/4 P/N 7226	 10 x 3/4 P/N 7237	 8 x 2 P/N 7223
 6 x 5/8 P/N 7205	 7 x 3/4 P/N 7210	 8 x 1 P/N 7219	 9 x 1 P/N 7227	 10 x 1 P/N 7238	 9 x 2 P/N 7231
 6 x 3/4 P/N 7206	 7 x 1 P/N 7211	 8 x 1-1/4 P/N 7220	 9 x 1-1/4 P/N 7228	 10 x 1-1/4 P/N 7239	 10 x 2 P/N 7242
 6 x 1 P/N 7207	 7 x 1-1/4 P/N 7212	 8 x 1-1/2 P/N 7221	 9 x 1-1/2 P/N 7229	 10 x 1-1/2 P/N 7240	 10 x 2-1/2 P/N 7243

A182

TRAY FRONT



CIC 200™ SUR-DRIVE™ FLATHEAD WOOD SCREW ASSORTMENT

P/N 17705

SQUARE DRIVE



FEATURES:

- Hardened steel and deep square recess sockets make CIC 200 Sur-Drive screws ideal for power driving
- The unique square recess also provides for security as square drive bits are not as common as typical phillips or slotted drivers
- Special dual threads for less separation of boards

1304

<p>6 x 1-1/4 P/N 7123</p>	<p>8 x 1 P/N 7132</p>	<p>8 x 2-1/2 P/N 7136</p>	<p>10 x 1-1/2 P/N 7143</p>		<p>10 x 3-1/2 P/N 7147</p>
<p>6 x 1 P/N 7122</p>	<p>8 x 3/4 P/N 7131</p>	<p>8 x 2 P/N 7135</p>	<p>10 x 1-1/4 P/N 7142</p>	<p>1/4 DRIVER #8 AND 10 P/N 7070</p>	<p>10 x 3 P/N 7146</p>
<p>6 x 3/4 P/N 7121</p>	<p>8 x 1/2 P/N 7130</p>	<p>8 x 1-1/2 P/N 7134</p>	<p>10 x 1 P/N 7141</p>	<p>1/4 DRIVER #6 P/N 7069</p>	<p>10 x 2-1/2 P/N 7145</p>
<p>6 x 1/2 P/N 7120</p>	<p>6 x 1-1/2 P/N 7124</p>	<p>8 x 1-1/4 P/N 7133</p>	<p>10 x 3/4 P/N 7140</p>	<p>10 x 2 P/N 7144</p>	<p>8 x 3 P/N 7137</p>

181V

TRAY FRONT






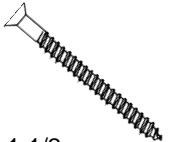
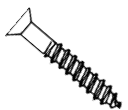
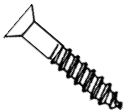
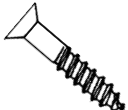
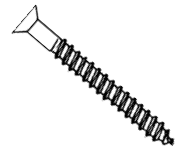
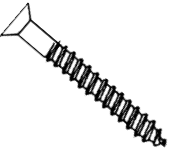
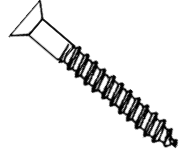

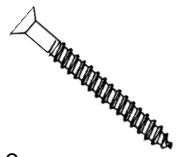
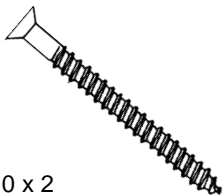
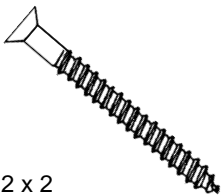


CIC 200™ BRASS PHILLIPS FLAT HEAD WOOD SCREW ASSORTMENT

P/N 17746


FEATURES:

- Solid brass alloy wood screws provides the ultimate in factory fit and finish in all wood applications
- Precision phillips drive assures solid grip with screwdriver
- Extra sharp leader point for faster, easier starting
- Solid brass construction eliminates corrosion
- Skill articulating screwdriver has project power driver, 4 project positions, durable metal front end, built-in work light and built-in rechargeable battery

1000	 6 x 1 P/N 7269	 8 x 3/4 P/N 7274	 10 x 3/4 P/N 7283	 12 x 3/4 P/N 7289	EXPANSION	 FREE SKILL CORDLESS SCREWDRIVER INCLUDED IN ASSORTMENT SKIL 2.4V ARTICULATING SCREWDRIVER P/N 8212
	 6 x 1-1/2 P/N 7271	 8 x 1 P/N 7276	 10 x 1 P/N 7284	 12 x 1 P/N 7290	EXPANSION	
	EXPANSION	 8 x 1-1/2 P/N 7278	 10 x 1-1/2 P/N 7286	 12 x 1-1/2 P/N 7292	EXPANSION	
	 8 x 1/2 P/N 7272	 8 x 2 P/N 7280	 10 x 2 P/N 7288	 12 x 2 P/N 7294	EXPANSION	
A18-4	FRONT					



SQUARE DRIVE



CIC 200™ SUR-DRIVE™ DECK SCREW ASSORTMENT

P/N 17762

FEATURES:

- Square drive flat head for faster, positive drive without slippage
- Superior coating – prevents rust, corrosion and stains that discolor wood
- Designed for cabinet work, counters, furniture, paneling, subfloors, fences, decks and docks
- Withstands the caustic elements of weather, saltwater, acid rain, chemicals and sunlight
- Fast spiral threads - for super fast driving without splitting wood

604



8 x 2 SUR-DRIVE DECK SCREW
P/N 7150



8 x 2-3/4 SUR-DRIVE DECK SCREW
P/N 7152



10 x 3-1/2 SUR-DRIVE DECK SCREW
P/N 7154



10 x 4 SUR-DRIVE DECK SCREW
P/N 7155



8 x 2-1/2 SUR-DRIVE DECK SCREW
P/N 7151



8 x 3 SUR-DRIVE DECK SCREW
P/N 7153



#2 x 2 SUR-DRIVE POWER BIT
P/N 7070



#2 x 3 SUR-DRIVE POWER BIT
P/N 7073


A184

TRAY FRONT



MAD-MAX SCREW ASSORTMENT

























P/N 17876



FEATURES:

- Ground serrations create a thread even in brittle masonry materials such as concrete block, brick, adobe and stucco
- Accommodates both phillips and square drives
- No pre-drilling – assures faster assembly time
- No anchor required
- Greater holding power
- Yellow zinc plating for smooth and easy screw penetration and reduced corrosion
















570

 #6 x 1/2 P/N 7160	 #6 x 5/8 P/N 7161	 #6 x 1" P/N 7162	 #6 x 1-1/2 P/N 7164*	 #6 x 2" P/N 7165*	 #10 x 2-1/2 P/N 7177
 #8 x 3/4 P/N 7166	 #8 x 1" P/N 7167	 #8 x 1-1/2 P/N 7169	 #8 x 2" P/N 7170	 #8 x 2-1/2 P/N 7171	 #10 x 3" P/N 7178
 #10 x 3/4 P/N 7172*	 #10 x 1" P/N 7173*	 #10 x 1-1/4 P/N 7174	 #10 x 1-1/2 P/N 7175*	 #10 x 2" P/N 7176	 #14 x 3" P/N 7184
 #14 x 1" P/N 7179*	 #14 x 1-1/4 P/N 7180	 #14 x 1-1/2 P/N 7181*	 #14 x 2" P/N 7182*	 #14 x 2-1/2 P/N 7183*	 #14 x 3-1/2 P/N 7185*

9-8,1A

TRAY FRONT

350

 <p>Hex Head Lag Screw 1/4" x 1" P/N 1460</p>	 <p>Hex Head Lag Screw 1/4" x 1-1/2" P/N 1462</p>	 <p>Hex Head Lag Screw 1/4" x 2" P/N 1463</p>	 <p>Hex Head Lag Screw 1/4" x 3" P/N 1465</p>
 <p>Hex Head Lag Screw 5/16" x 1-1/2" P/N 1470</p>	 <p>Hex Head Lag Screw 5/16" x 2" P/N 1472</p>	 <p>Hex Head Lag Screw 5/16" x 3" P/N 1474</p>	 <p>Hex Head Lag Screw 5/16" x 4" P/N 1476</p>
 <p>Hex Head Lag Screw 3/8" x 1-1/2" P/N 1479</p>	 <p>Hex Head Lag Screw 3/8" x 2" P/N 1480</p>	 <p>Hex Head Lag Screw 3/8" x 3" P/N 1482</p>	 <p>Hex Head Lag Screw 3/8" x 4" P/N 1484</p>
 <p>Lag Screw Expansion Shield 1/4" x 1-1/2" P/N 640</p>	 <p>Lag Screw Expansion Shield 5/16" x 1-3/4" P/N 641</p>	 <p>Lag Screw Expansion Shield 3/8" x 2-1/2" P/N 642</p>	<p>EXPANSTION</p>

A18-7

TRAY FRONT